

Products /  **CASTALDI** / THOR D51 / D51 THOR/1 / D51/1-MLWN-MAL

## THOR D51 D51/1-MLWN-MAL

### TECHNICAL DATA

#### GENERAL




Item code	D51/1-MLWN-MAL
Place installation	outdoor
Name	D51 THOR/1 / D51/1-MLWN-MAL wall recessed, low pole/bollard, wall mounted
Standard colour	MAL - aluminium grey (metal)
Variante colour	MGR - graphite satin finish (metal)
Environments	urban landscape, façades and architectural works, wellness, hallway, places of worship



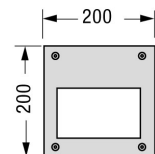
#### PHYSICAL

Installation type	wall recessed, low pole/bollard, wall mounted
Mounting type	ground surface, surface, with rough-in housing
Screws	AISI 304 stainless steel screws.
Seals	Silicone Rubber.
Body	High impact resistant composite technopolymer body. Frame in die-cast aluminum, resistant to corrosion.




#### DIMENSIONS

A: Total width device (mm)	200
L: Total length device (mm)	200
Built-in shaped	Rectangular
Built-in depth (mm)	80
Weight (kg)	1,3
Volume piece packed (m3)	0,006



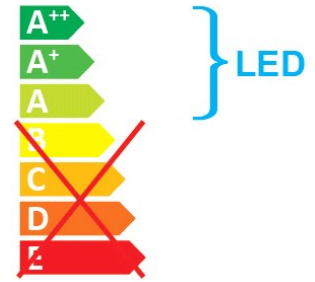
#### OPTICAL SYSTEMS

Opening beam	asymmetric
Optical System	Safety tempered glass.
Reflectors	Extra-pure aluminium reflector.



## ENERGY SAVING

This luminaire contains built-in LED lamps  
The lamps cannot be changed in the luminaire



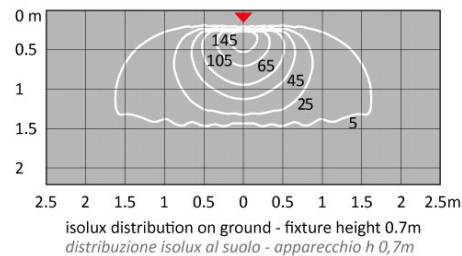
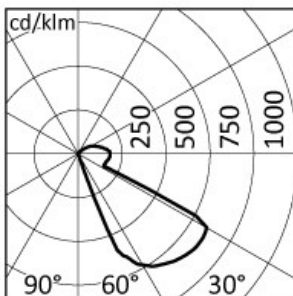
## SOURCES

Source Type	Source Power	System Power	Source	Lamp Socket	Sources Temperature Colour	Nominal Flux	Output Flux	Source description
LED	-	8W	-	-	4000K	-	178 lm	-

## ELECTRICAL

Ballast type	Electronic
Mounting ballast type	Integral
Line input	Cable entry: predisposed for daisy chain wiring, internal derivation - terminal block screws 3x2,5mm <sup>2</sup> use only (EN 60598-1) cable type H07RN-F with diameter between 7,5 and 12mm.
Voltage	220-240V
Frequency	50-60Hz

## PHOTOMETRICS



## NORMS / DIRECTIVES

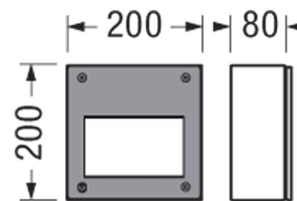
Norms	EN 60598-1, EN 60598-2-2
Directives	2014/35/UE, 2014/30/UE

## ACCESSORIES

## OPTIONAL ACCESSORIES

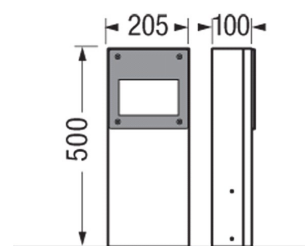

### Mounting

Accessory code	D51/1-MS-AL
Technical description	For models D51 thor/1. Wall bracked installation. -AL ALUMINIUM
A: Total width device (mm)	200
Body	Stainless steel support. Powder coat painting after multi-layer polyester pre-treatment for corrosion resistance.



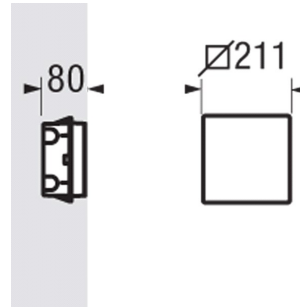
### Pole

Accessory code	D51/1-CM-AL
Technical description	For models D51 thor/1. Folded stainless steel floor installation braked. Fixing on concrete base or suitable paving. -AL ALUMINIUM
A: Total width device (mm)	205
H: Total height device (mm)	500
Body	AISI 304 independent stainless steel bearing base. Powder coat painting after multi-layer polyester pre-treatment for corrosion resistance.



### Rough-in housing

<b>Accessory code</b>	<b>D51/1-CI</b>
<b>Technical description</b>	<b>For models D51 thor/1. Rough-in housing high stress resistance composite technopolymer.</b>
<b>A: Total width device (mm)</b>	<b>211</b>
<b>Built-in depth (mm)</b>	<b>80</b>



## Structural

<b>Accessory code</b>	<b>D51/VTA</b>
<b>Technical description</b>	<b>For models D51 thor/1/2/3. Tamper-proof screws kit.</b>

